

OUR BOLD VISION FOR THE FUTURE:

No adult, family, veteran, or young person should be forced to sleep outside.

In 2021, we committed to a transformation of our homelessness response system, aligning strategy, funding, and accountability to reduce street homelessness. Together, the All Neighbors Coalition has supported:

Over 23,000

to exit homelessness since 2021, including

 **6,309**
Exits In 2025

 **93%**

of whom did not return to homelessness, resulting in a

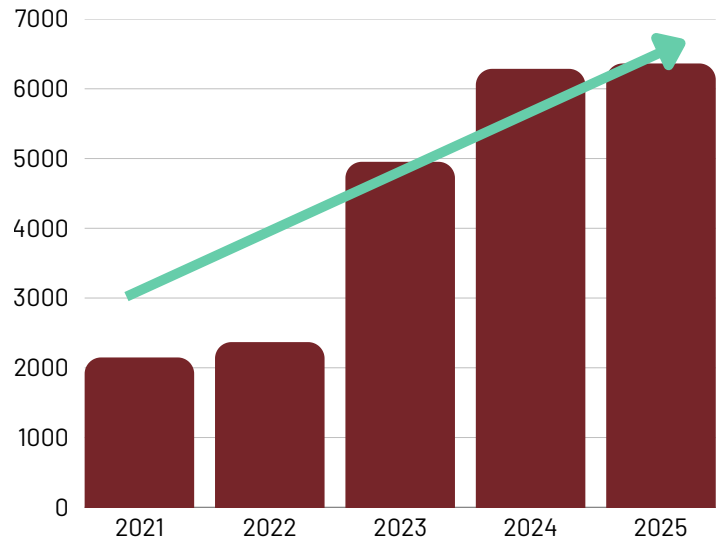
 **25%**

Reduction in street homelessness since 2021, thanks to

 **+150** Coalition members and  **+510** Active landlord partners

Building System Capacity

Total Housing Placements (2021-2025)



Transforming Downtown Dallas

 **Zero**

Encampments, all permanently resolved

 **89.2%**

Reduction in daily street counts reported from DDI's field team

 **20%**

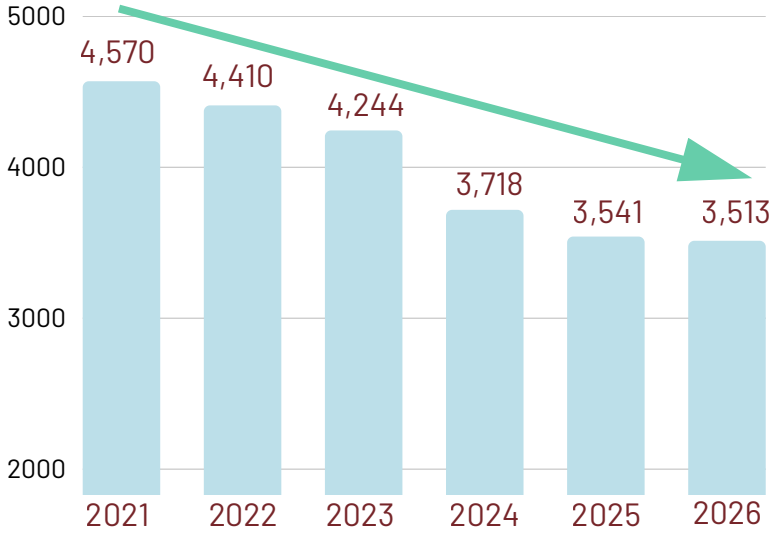
Reduction in violent crime, YTD

Before

After



Point-in-Time Counts, 2021-2026




↓ **23%**

decrease in overall homelessness since 2021, despite an

↑ **83%**

increase in the number of households needing an intervention each year



COMMUNITY TRENDS

Since 2021, our community has seen decreases in the number of veterans and youth neighbors experiencing homelessness.

Veteran Homelessness: 289

22% Decrease Since 2021

Youth Homelessness: 150

32% Decrease Since 2021

DEMOGRAPHICS

Race/Ethnicity



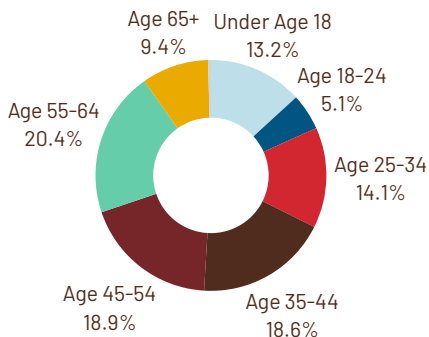
- 58% Black or African American
- 23% White
- 11% Hispanic/Latino
- 1% Asian
- 1% American Indian
- <1% Pacific Islander
- <1% Middle Eastern/North African
- 2% Multiple Races

Sex

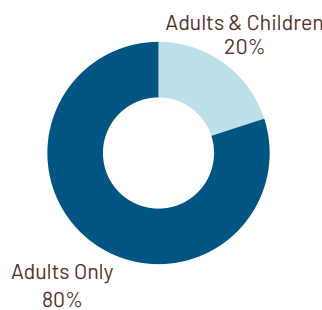


- 55% Male
- 31% Female
- 14% Unknown

Age Distribution



Households



County

